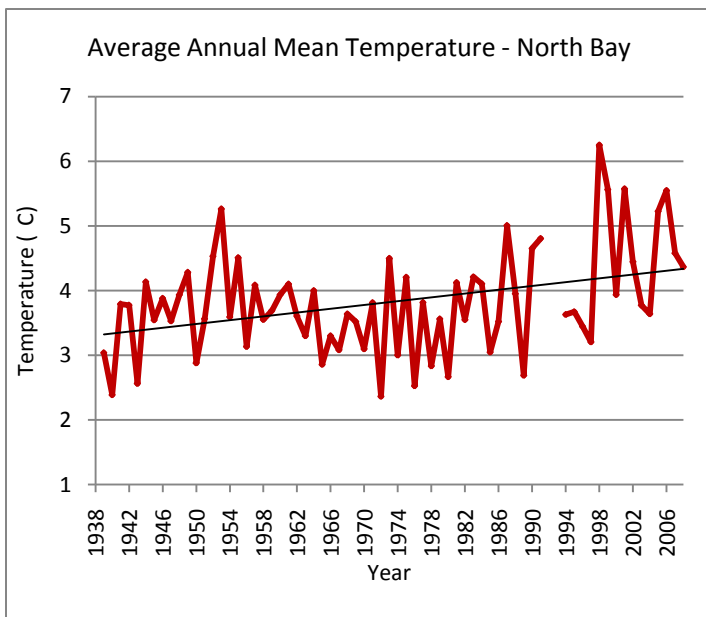


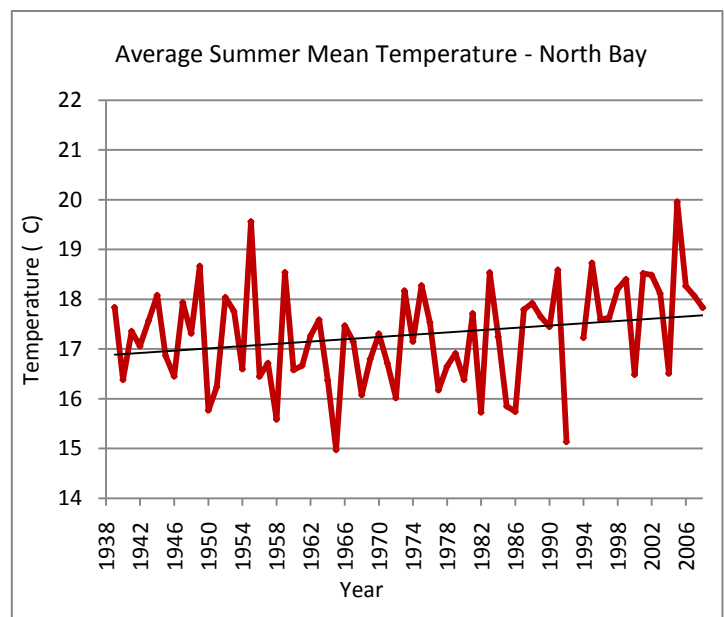
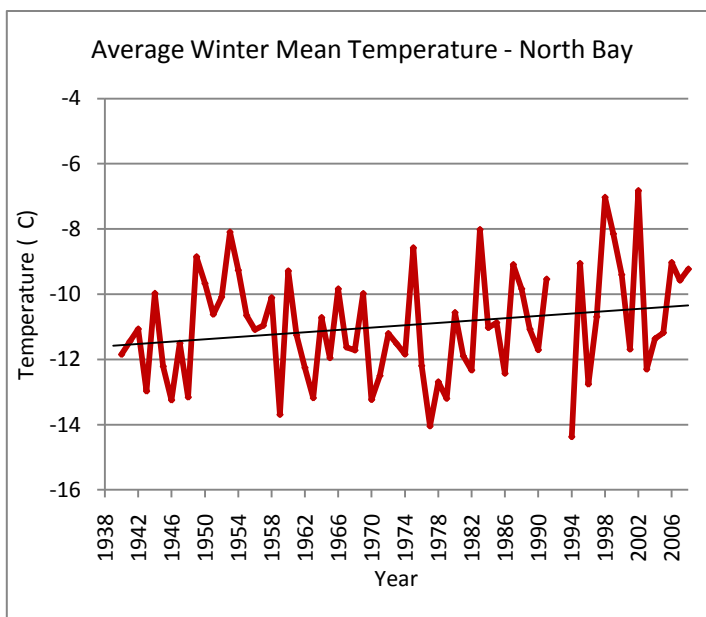
Climate Trends

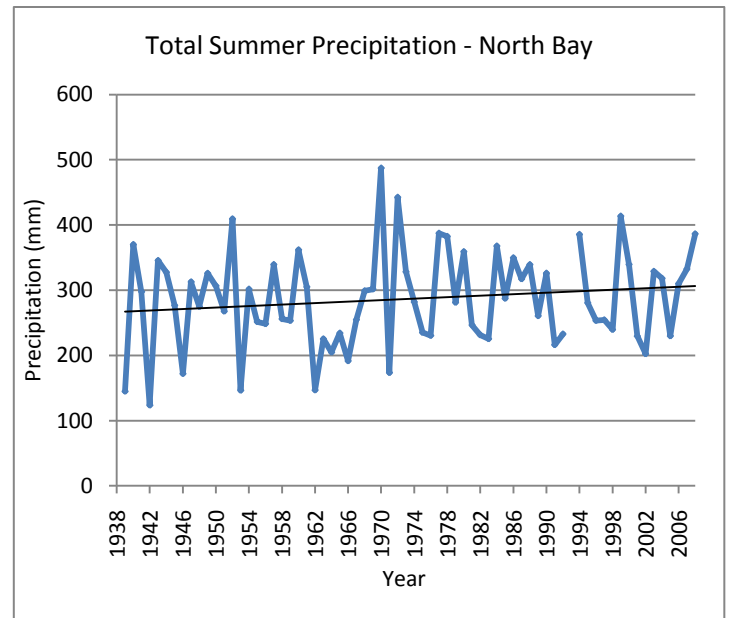
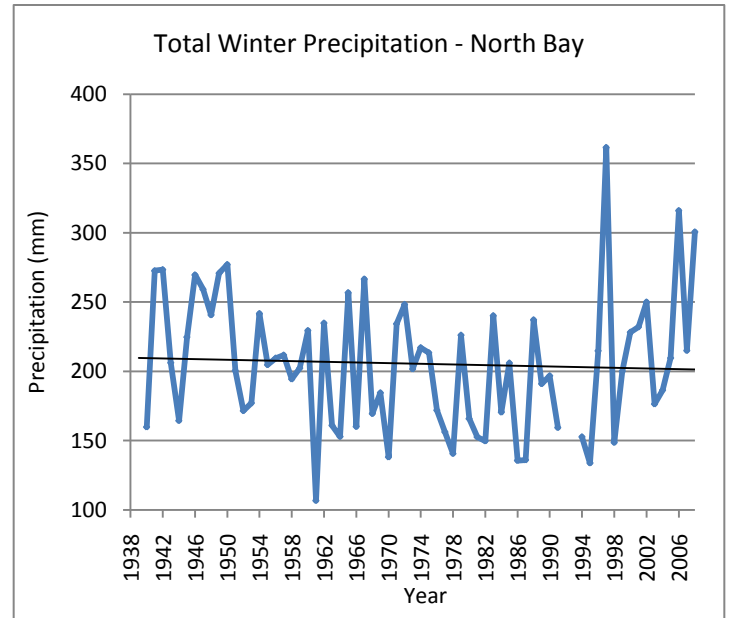
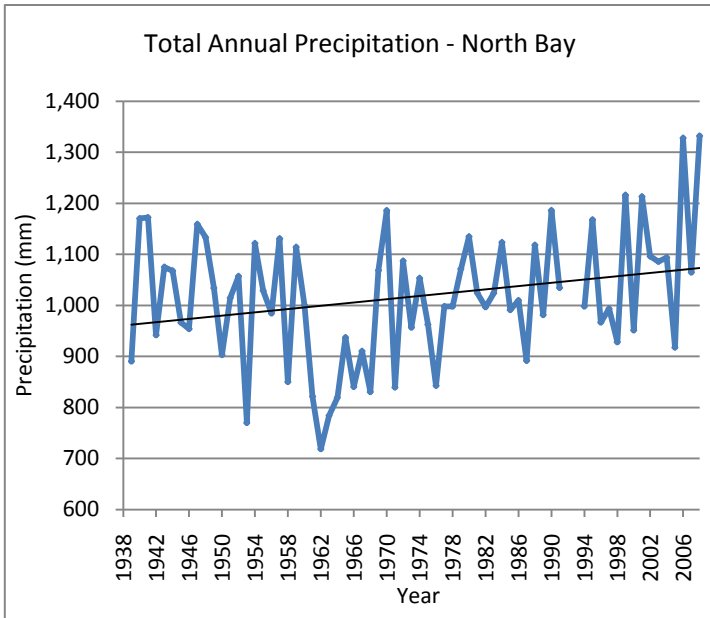
Historical Climate Trends for North Bay, Ontario

Daily climate data from North Bay A weather station, obtained from Environment Canada, was averaged to obtain monthly values for temperature and precipitation (Environment Canada, 2008). Seasonal climate values (winter –DJF and summer -JJA) were calculated by averaging the monthly data. In the following section, temperature and precipitation data, for the years 1939 to 2008, are displayed annually and seasonally (summer and winter. Data was missing from 1992 and 1993. Annual means could not be calculated for these years. Winter means could not be calculated for 1992 and 1993 and summer means could not be calculated for 1993.



- Annual mean temperature (°C) from 1939 to 2008. Data from North Bay A (Environment Canada, 2008) shows that the temperature at this location has increased 1.0°C over the 69 years of record.
- Winter mean temperature (°C) from 1939 to 2008. Data from North Bay A (Environment Canada, 2008) shows that the temperature at this location has increased 1.3°C over the 69 years of record.
- Summer mean temperature (°C) from 1939 to 2008. Data from North Bay A (Environment Canada, 2008) shows that the temperature at this location has increased 0.8°C over the 69 years of record.





- Total annual precipitation (mm) from 1939 to 2008. Data from North Bay A (Environment Canada, 2008) shows that the precipitation at this location has increased 110 mm over the 69 years of record.
- Total winter Precipitation (mm) from 1939 to 2008. Data from North Bay A (Environment Canada, 2008) shows that the precipitation at this location has decreased by 10 mm over the 69 years of record.
- Total summer precipitation (mm) from 1939 to 2008. Data from North Bay A (Environment Canada, 2008) shows that the precipitation at this location has increased 40 mm over the 69 years of record.



This document has been produced by the Ontario Centre for Climate Impacts and Adaptation Resources (OCCIAR) for the Community Adaptation Initiative project.

For more information please visit

www.climateontario.ca

This project has received funding support from the Government of Ontario. Such support does not indicate endorsement by the Government of Ontario of the contents of the material.